


Lead in Water Enrollment Survey for Child Care Facilities



Clean ClassroomsTM
For Carolina Kids



NC DEPARTMENT OF
**HEALTH AND
HUMAN SERVICES**

 North Carolina Department of
PUBLIC INSTRUCTION





Welcome

Enrollment Survey



Building Information
In Progress

1 of 8



Sample Collection



Drinking Water Supply



Student Demographics



Water Filters



Finalize

Welcome

You will be led through a series of questions for us to help build your mail-out test kit. Questions related to your center type, water consumption, and building information will be used to generate a sampling document called a “chain-of-custody” that will have each location to collect a water sample. We will also ask you questions related to socioeconomic and demographic information for your students to prioritize testing for centers that are in greater need of financial support.

Click the **Next** button below to begin.



Your progress through the enrollment survey is autosaved. You can sign out and come back to complete your enrollment survey at any time.

Next

Save and Sign out

* indicates a required field



Building Information

Enrollment Survey



Building Information
In Progress

2 of 8



Sample Collection



Drinking Water Supply



Student Demographics



Water Filters



Finalize

Building Information

In this section, we will collect general information about your child care center, details about your building, and a list of your classrooms.

Click the **Next** button below to continue.

Previous

Next

Save and Sign out

* indicates a required field

Enrollment Survey



Building Information
In Progress

3 of 8



Sample Collection



Drinking Water Supply



Student Demographics



Water Filters



Finalize

Select the type of licensed child care facility you operate *

- Licensed center that is not a franchise and is not home-operated
- Licensed center that is a franchise and is not home operated
- Licensed center that is home-based
- Licensed center that is a Head Start Program
- Licensed center that is a Head Start Pre-Kindergarten at an Elementary School
- Licensed center that is a school-based Pre-K program
- Other licensed center at a school including licensed Afterschool Programs
- Head Start Other

Previous

Next

Save and Sign out

* indicates a required field

Enrollment Survey



Building Information

In Progress



Sample Collection



Drinking Water Supply



Student Demographics



Water Filters



Finalize

4 of 8

What year did the center begin operating in this building? *

Enter year

What year was the building built? *

If there is more than one building, use the age of the oldest building to answer.

Enter year

I don't know when the building was built

Previous

Next

Save and Sign out

* indicates a required field

Enrollment Survey



Building Information
In Progress



Sample Collection



Drinking Water Supply



Student Demographics



Water Filters



Finalize

4 of 8

What year did the center begin operating in this building? *

Enter year

What year was the building built? *

If there is more than one building, use the age of the oldest building to answer.

Enter year

I don't know when the building was built

Do you think the building was built: *

- Earlier than 1988?
- Between 1988 and 2014?
- After 2014?

Previous

Next

Save and Sign out

* indicates a required field

Enrollment Survey



Building Information
In Progress



Sample Collection



Drinking Water Supply



Student Demographics



Water Filters



Finalize

5 of 8

Since the building was built, have changes been made to faucet or sink fixtures (e.g. during repairs or renovations)? *

- Yes
- No
- Don't know

What year were changes made? *

Enter year

Please describe changes made: *

Describe changes

Previous

Next

Save and Sign out

* indicates a required field

Enrollment Survey



Building Information
In Progress



Sample Collection



Drinking Water Supply



Student Demographics



Water Filters



Finalize

6 of 8

Is the building served by an on-site wastewater system (e.g. septic tank) or community system (e.g. sewer pipes connect to a wastewater treatment plant)? *

- On-site wastewater system
- Community wastewater system
- Don't know

Previous

Next

Save and Sign out

* indicates a required field

Enrollment Survey



Building Information
In Progress



Sample Collection



Drinking Water Supply



Student Demographics



Water Filters



Finalize

Is the building served by an on-site wastewater system (e.g. septic tank) or community system (e.g. sewer pipes connect to a wastewater treatment plant)? *

- On-site wastewater system
- Community wastewater system
- Don't know

Previous

Next

Save and Sign out

* indicates a required field

Enrollment Survey



Building Information
In Progress

6 of 8



Sample Collection




Drinking Water Supply



Student Demographics



Water Filters



Finalize

Is the building served by an on-site wastewater system (e.g. septic tank) or community system (e.g. sewer pipes connect to a wastewater treatment plant)? *

- On-site wastewater system
- Community wastewater system
- Don't know

Is the on-site wastewater system designed to handle the volume of wastewater used at the center to perform adequately? *

- Yes
- No
- Don't know

When was the last time your on-site wastewater system was inspected or cleaned out? *

- Within the last year
- In the last five years
- Don't know
- Other (Please describe)

Previous

Next

Save and Sign out

* indicates a required field

Enrollment Survey



Building Information
In Progress



Sample Collection



Drinking Water Supply



Student Demographics



Water Filters



Finalize

7 of 8

Does the Child Care Center own or lease the building? *

- Own
- Lease

Previous

Next

Save and Sign out

* indicates a required field

Enrollment Survey



Building Information
In Progress



Sample Collection



Drinking Water Supply



Student Demographics



Water Filters



Finalize

Does the Child Care Center own or lease the building? *

- Own
- Lease

Who owns the building? (Name of Person or Company) *

Enter owner

Enter the building owner's address

Enter owner's address

Enter the building owner's phone number

Enter owner's phone

Enter the building owner's email address

Enter owner's email

Previous

Next

Save and Sign out

* indicates a required field

Enrollment Survey



Building Information

In Progress

8 of 8



Sample Collection




Drinking Water Supply



Student Demographics



Water Filters



Finalize

Please provide the names of all classrooms in your child care center. We will ask follow up questions about each room to construct your test kit and protocol, so be sure to use unique, descriptive names that you will be able to refer back to when collecting samples.

Only classrooms should be added here -- other rooms (such as kitchens, gyms, and outside) will be covered at a later step.

Please list rooms in order by children's age -- the room(s) with the youngest children should be listed first.

Select **Add room** to add additional rooms. Select **Remove** to remove rooms from the list.

Room Count	Room Name	Room Nickname
<input type="text" value="1"/>	<input type="text" value="Name"/>	<input type="text" value="Optional nickname (e.g. 'Butterfly Room)"/>

Add room

Previous Continue to Next Section

Save and Sign out

* indicates a required field

Enrollment Survey



Building Information
In Progress



Sample Collection



Drinking Water Supply



Student Demographics



Water Filters



Finalize

8 of 8

Please provide the names of all classrooms in your child care center. We will ask follow up questions about each room to construct your test kit and protocol, so be sure to use unique, descriptive names that you will be able to refer back to when collecting samples.

Only classrooms should be added here -- other rooms (such as kitchens, gyms, and outside) will be covered at a later step.

Please list rooms in order by children's age -- the room(s) with the youngest children should be listed first.

Select **Add room** to add additional rooms. Select **Remove** to remove rooms from the list.

Room Count	Room Name	Room Nickname	
<input type="text" value="1"/>	<input type="text" value="Room 101"/>	<input type="text" value="Optional nickname (e.g. 'Butterfly)"/>	<input type="button" value="Remove"/>
<input type="text" value="2"/>	<input type="text" value="Room 102"/>	<input type="text" value="Optional nickname (e.g. 'Butterfly)"/>	<input type="button" value="Remove"/>

* indicates a required field



Sample Collection

Enrollment Survey



Building Information

✔ Completed



Sample Collection

In Progress



Drinking Water Supply



Student Demographics



Water Filters



Finalize

1 of 8

Sample Collection

Before enrolling, please follow this guidance for ONLY designating taps used for consumption (drinking or cooking) at <https://bit.ly/3CK-DesignatingTaps>.

Taps that SHOULD be listed for sample collection include:

- **Kitchen or cafeteria areas:** Food preparation taps in kitchens or cafeterias, including all faucets in multi-compartment sinks, pantry faucets, pot fillers and spray hoses to fill cooking pots;
- **In classrooms:** bubblers and food preparation or drinking taps that are specifically used for consumption;
- **In general:** any bottle fillers or water fountains (list each spout), and
- **For sports:** a specific locker room tap used for water coolers during athletics.
- **Optional - Plumbed in kitchen appliances** (e.g., ice makers, kettles, soup makers).

This section will walk you through the process to list the name and location of each tap.

i Note that a single tap should be listed only ONCE. For example, if you list a gym water fountain in the “Hallway Water Fountain” section, do not list it again in the “Gym” section.

Taps that SHOULD NOT be listed for sample collection include:

- **Kitchen or cafeteria areas:** EXCLUDE taps used ONLY for dishwashing in public schools or larger centers that have additional dishwashing sinks; handwash taps, or appliances that are not plumbed in like coffee makers;
- **In classrooms:** EXCLUDE handwash taps or “food preparation handwash sinks”;
- **Bathrooms:** EXCLUDE bathroom sinks and shower heads;
- **In general:** EXCLUDE eye wash sinks or safety showers, laundry / mop / janitorial taps;
- **Outdoors:** EXCLUDE hose spigots or hoses.

We have signs that you can use at your facility to post the designated use for these taps.

Click the **Next** button below to continue.

Next

Save and Sign out

* indicates a required field

Enrollment Survey



Building Information

✔ *Completed*



Sample Collection

In Progress



Drinking Water Supply



Student Demographics



Water Filters



Finalize

2 of 11

Kitchen and/or Cafeteria

Select the **Add another tap** button to add a tap to the list. Describe the location, indicate whether the tap is filtered or not, and give the tap a name. Continue until all kitchen and/or cafeteria **taps that are used for drinking or cooking** are listed.

For elementary schools, please consult kitchen/cafeteria staff on how many there are before completing this section. This may include a water fountain in this student portion of the cafeteria.

Once finished, select the **Next** button below to continue.

i All taps used for drinking and cooking in the kitchen and/or cafeteria should be tested (exclude handwashing sink and mop sink)

List all kitchen and/or cafeteria taps

Tap Location	Tap Name	Filtered?	
<input type="text" value="Location of tap"/>	<input type="text" value="Name of tap"/>	<input type="button" value="Choose..."/>	<input type="button" value="Remove"/>
<input type="button" value="Add another tap"/>		<input type="button" value="Choose..."/> <input type="button" value="Yes"/> <input type="button" value="No"/>	

Previous

Next

Save and Sign out

* indicates a required field

Enrollment Survey



Building Information

✔ *Completed*



Sample Collection

In Progress



Drinking Water Supply



Student Demographics



Water Filters



Finalize

2 of 8

Kitchen and/or Cafeteria

Select the **Add another tap** button to add a tap to the list. Describe the location, indicate whether the tap is filtered or not, and give the tap a name. Continue until all kitchen and/or cafeteria **taps that are used for drinking or cooking** are listed.

For elementary schools, please consult kitchen/cafeteria staff on how many there are before completing this section. This may include a water fountain in this student portion of the cafeteria.

Once finished, select the **Next** button below to continue.

i All taps used for drinking and cooking in the kitchen and/or cafeteria should be tested (exclude handwashing sink and mop sink)

List all kitchen and/or cafeteria taps

Tap Location	Tap Name	Filtered?	
<input type="text" value="Sink by Pantry"/>	<input type="text" value="Pre-rinse Sink"/>	Yes <input type="button" value="v"/>	<input type="button" value="Remove"/>
<input type="text" value="Sink by Fridge"/>	<input type="text" value="Multi-compartment Sink"/>	Yes <input type="button" value="v"/>	<input type="button" value="Remove"/>

* indicates a required field

Enrollment Survey



Building Information

✔ *Completed*



Sample Collection

In Progress



Drinking Water Supply



Student Demographics



Water Filters



Finalize

3 of 11

Water Fountains

Select the **Add water fountain** button to add a tap to the list. Describe the location, indicate whether the tap is filtered or not, and give the tap a name. Continue until all water fountains are listed.

Once finished, select the **Next** button below to continue.

i All water fountains should be tested

List all water fountains

Tap Location	Tap Name	Filtered?	
<input type="text" value="Location of water fountain"/>	<input type="text" value="Name of water fountain"/>	<input type="button" value="Choose..."/>	<input type="button" value="Remove"/>
<input type="button" value="Add water fountain"/>		<input type="text" value="Choose..."/> Yes No	

Previous

Next

Save and Sign out

* indicates a required field

Enrollment Survey



Building Information

✔ *Completed*



Sample Collection

In Progress



Drinking Water Supply



Student Demographics



Water Filters



Finalize

4 of 11

Gym

Select the **Add another tap** button to add a tap to the list. Describe the location, indicate whether the tap is filtered or not, and give the tap a name. Continue until all gym taps are listed.

Once finished, select the **Next** button below to continue.

i All taps used for drinking and food prep should be tested -- do not include handwash sinks.

List gym tap(s)

Tap Location	Tap Name	Filtered?	
<input type="text" value="Location of tap"/>	<input type="text" value="Name of tap"/>	<div style="border: 1px solid #ccc; padding: 2px;"><p>Choose... ▾</p><p>Choose...</p><p>Yes</p><p>No</p></div>	<input type="button" value="Remove"/>
<input type="button" value="Add another tap"/>			

Previous

Next

Save and Sign out

* indicates a required field

Enrollment Survey



Building Information

✔ *Completed*



Sample Collection

In Progress



Drinking Water Supply



Student Demographics



Water Filters



Finalize

5 of 11

Outside

Select the **Add another tap** button to add a tap to the list. Describe the location, indicate whether the tap is filtered or not, and give the tap a name. Continue until all outside taps used for drinking or cooking are listed.

Once finished, select the **Next** button below to continue.

i All taps used for drinking and food prep should be tested -- do not include handwash sinks.

List outside tap(s)

Tap Location	Tap Name	Filtered?
<input type="text" value="Location of tap"/>	<input type="text" value="Name of tap"/>	<div><input type="button" value="Choose..."/> <input type="button" value="Remove"/></div> <div><input type="button" value="Add another tap"/></div>

- Choose... ▾
- Choose...
- Yes
- No

* indicates a required field

Enrollment Survey



Building Information

✔ *Completed*



Sample Collection

In Progress



Drinking Water Supply



Student Demographics



Water Filters



Finalize

11 of 11

Other

Select the **Add another tap** button to add a tap to the list. Describe the location, indicate whether the tap is filtered or not, and give the tap a name. Continue until all remaining taps are listed.

Once finished, select the **Review** button below to review your input.

i All taps used for drinking and food prep should be tested -- do not include handwash sinks.

List any other room tap(s)

Tap Location	Tap Name	Filtered?
<p>Add another tap</p>		

Previous

Review

Save and Sign out

* indicates a required field

Enrollment Survey



Building Information

✔ *Completed*



Sample Collection

In Progress



Drinking Water Supply



Student Demographics



Water Filters



Finalize

6 of 8

Room 101

Select the **Add another tap** button to add a tap to the list. Describe the location, indicate whether the tap is filtered or not, and give the tap a name. Continue until all classroom taps are listed.

Once finished, select the **Next** button below to continue.

i All taps used for drinking and food prep should be tested -- do not include handwash sinks.

List classroom Room 101 taps

Tap Location

Tap Name

Filtered?

Add another tap

Previous

Next

Save and Sign out

* indicates a required field

Enrollment Survey



Building Information

✔ *Completed*



Sample Collection

In Progress



Drinking Water Supply



Student Demographics



Water Filters



Finalize

7 of 8

Room 102

Select the **Add another tap** button to add a tap to the list. Describe the location, indicate whether the tap is filtered or not, and give the tap a name. Continue until all classroom taps are listed.

Once finished, select the **Next** button below to continue.

i All taps used for drinking and food prep should be tested -- do not include handwash sinks.

List classroom Room 102 taps

Tap Location	Tap Name	Filtered?
--------------	----------	-----------

Add another tap

Previous

Next

Save and Sign out

* indicates a required field

Enrollment Survey



Building Information

Completed



Sample Collection

In Progress



Drinking Water Supply



Student Demographics



Water Filters



Finalize

Review

Before submitting enrollment, please review that you only included taps used for consumption (drinking or cooking) following this guidance at <https://bit.ly/3CK-DesignatingTaps>. If you are not ready to submit the survey, you may return to any section by selecting its name. Your progress will be saved, but you will have to continue through the survey from the point at which you stopped.

Taps that SHOULD be listed for sample collection include:

- **Kitchen or cafeteria areas:** Food preparation taps in kitchens or cafeterias, including all faucets in multi-compartment sinks, pantry faucets, pot fillers and spray hoses to fill cooking pots;
- **In classrooms:** bubblers and food preparation or drinking taps that are specifically used for consumption;
- **In general:** any bottle fillers or water fountains (list each spout), and
- **For sports:** a specific locker room tap used for water coolers during athletics.
- **Optional - Plumbed in kitchen appliances** (e.g., ice makers, kettles, soup makers).

Taps that SHOULD NOT be listed for sample collection include:

- **Kitchen or cafeteria areas:** EXCLUDE taps used ONLY for dishwashing in public schools or larger centers that have additional dishwashing sinks; handwash taps, or appliances that are not plumbed in like coffee makers;
- **In classrooms:** EXCLUDE handwash taps or “food preparation handwash sinks”;
- **Bathrooms:** EXCLUDE bathroom sinks and shower heads;
- **In general:** EXCLUDE eye wash sinks or safety showers, laundry / mop / janitorial taps;
- **Outdoors:** EXCLUDE hose spigots or hoses.

DO YOU NEED TO MAKE EDITS TO YOUR SURVEY? You can go back and remove, add, or edit taps BEFORE you press submit. If you are have questions, visit the flyer again or contact us before submitting your enrollment.

Kitchen/Cafeteria

Tap 1: Pre-rinse Sink	Sink by Pantry
Tap 2: Multi-compartment Sink	Sink by Fridge

Room 101

Tap 3: bubbler	Corner by Teacher's Desk
----------------	--------------------------

Room 102

Tap 4: Bubbler	Corner by Teacher's Desk
----------------	--------------------------



Drinking Water Supply

Enrollment Survey



Building Information

✔ *Completed*



Sample Collection

✔ *Completed*



Drinking Water Supply

In Progress



Student Demographics



Water Filters



Finalize

1 of 3

Drinking Water Supply

In this section, we will collect information about where your child care center gets its water.

Click the **Next** button below to begin.

Next

Save and Sign out

* indicates a required field

Enrollment Survey



Building Information

✔ *Completed*



Sample Collection

✔ *Completed*



Drinking Water Supply

In Progress



Student Demographics



Water Filters



Finalize


2 of 3

Does your drinking water come from a public water treatment plant? *

Yes

No

What is the name of the water system? *

Choose... 

You can find this on your water utility bill. Select 'Not Listed' at the bottom of the list and enter the name if yours is not found in the list. Wells will be addressed in the following question.

Previous

Next

Save and Sign out

* indicates a required field

Enrollment Survey



Building Information

✔ *Completed*



Sample Collection

✔ *Completed*



Drinking Water Supply

In Progress



Student Demographics



Water Filters



Finalize

3 of 3

Does the center use well water? *

Yes

No

Do you use well water for drinking or cooking? *

Yes

No

Previous

Continue to Next Section

Save and Sign out

* indicates a required field



Student Demographics

Enrollment Survey



Building Information

✔ *Completed*



Sample Collection

✔ *Completed*



Drinking Water Supply

✔ *Completed*



Student Demographics

In Progress



Water Filters



Finalize

1 of 9

Student Demographics

In this section, we will collect information about the ages of your students, whether they are full or part-time as well as optional information that is used to identify what centers may have increased needs to help pay for testing or risk mitigation. Please list your current student population and associated demographics, even if they are reduced due to COVID-19.

Click the **Next** button below to begin.

i Student demographics information is used only for prioritizing sampling and providing support.

Next

Save and Sign out

* indicates a required field

Enrollment Survey



Building Information

✔ *Completed*



Sample Collection

✔ *Completed*



Drinking Water Supply

✔ *Completed*



Student Demographics

In Progress



Water Filters



Finalize

2 of 9

How many children are enrolled full time?

How many children are enrolled part time?

Previous

Next

Save and Sign out

* indicates a required field

Enrollment Survey



Building Information

✔ *Completed*



Sample Collection

✔ *Completed*



Drinking Water Supply

✔ *Completed*



Student Demographics

In Progress



Water Filters



Finalize

3 of 6

Room 101

Define the age range of the children in this room. If only one age group applies, set both fields to that age group.

Age group of youngest child *

Choose... ▼

- Choose...
- 0 to 12 months
- 1 to 2 years
- 2 to 3 years
- 3 to 4 years
- 4 to 5 years
- 5 to 6 years
- 6+ years**

Age group of oldest child *

Choose... ▼

Save and Sign out

* indicates a required field

Enrollment Survey



Building Information

✔ *Completed*



Sample Collection

✔ *Completed*



Drinking Water Supply

✔ *Completed*



Student Demographics

In Progress



Water Filters



Finalize

4 of 6

Room 102

Define the age range of the children in this room. If only one age group applies, set both fields to that age group.

Age group of youngest child *

Choose...

Age group of oldest child *

Choose...

- Choose...
- 0 to 12 months
- 1 to 2 years
- 2 to 3 years
- 3 to 4 years
- 4 to 5 years
- 5 to 6 years
- 6+ years

Previous

Next

Enrollment Survey



Building Information

✔ *Completed*



Sample Collection

✔ *Completed*



Drinking Water Supply

✔ *Completed*



Student Demographics

In Progress



Water Filters



Finalize



i Student demographics information is used only for prioritizing sampling and providing support.

How many children currently enrolled are receiving free or reduced lunch?

How many children in your program have subsidies, discounts, or scholarships for childcare?

Previous

Next

Save and Sign out

* indicates a required field

Enrollment Survey



Building Information

✔ *Completed*



Sample Collection

✔ *Completed*



Drinking Water Supply

✔ *Completed*



Student Demographics

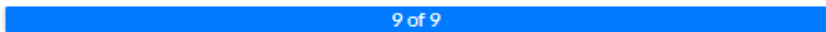
In Progress



Water Filters



Finalize



9 of 9

i Student demographics information is used only for prioritizing sampling and providing support.

About how many children enrolled in your program identify as the following race/ethnicities?

	Number of Children
White	<input type="text" value="Number of children"/>
African American	<input type="text" value="Number of children"/>
Hispanic or Latino	<input type="text" value="Number of children"/>
American Indian or Alaska Native	<input type="text" value="Number of children"/>
Asian	<input type="text" value="Number of children"/>
Native Hawaiian or Other Pacific Islander	<input type="text" value="Number of children"/>
Other	<input type="text" value="Number of children"/>



Water Filters

Enrollment Survey



Building Information

✔ *Completed*



Sample Collection

✔ *Completed*



Drinking Water Supply

✔ *Completed*



Student Demographics

✔ *Completed*



Water Filters

In Progress



Finalize

1 of 4

Water Filters

In this section, we will collect information about the water filters used at your child care center for taps you designated as filtered.

Click the **Next** button below to begin.

Next

Save and Sign out

* indicates a required field

Enrollment Survey



Building Information

✔ *Completed*



Sample Collection

✔ *Completed*



Drinking Water Supply

✔ *Completed*



Student Demographics

✔ *Completed*



Water Filters

In Progress



Finalize

2 of 3

For the listed tap:

Room: Kitchen/Cafeteria

Tap Name/Location: Pre-rinse Sink / Sink by Pantry

What type/brand of filters are used? (Please fill out to the best of your ability) *

Type and/or brand of filters

How often are the filters replaced? *

Frequency of filter replacement

Who is responsible for maintaining the filters? *

Title of person or group

Previous

Next

Save and Sign out

* indicates a required field



Finalize

Enrollment Survey



Building Information

✔ Completed



Sample Collection

✔ Completed



Drinking Water Supply

✔ Completed



Student Demographics

✔ Completed



Water Filters

✔ Completed



Finalize

In Progress

1 of 1

Finalize

Finalize and submit the enrollment survey. If you are not ready to submit, you may return to any section of the survey by selecting its name. Your progress will be saved, but you will have to continue through the survey from the point you return to.

Are your operations currently affected by COVID-19? *

- Yes, we are closed
- Yes, we have reduced operations
- No, we are operating normally

Please note that if you are closed due to COVID-19 or normal annual scheduling (e.g., summer), we will wait to send you a test kit until you notify us on the portal that you are open again. We will send you a test kit if you have reduced operations or are operating normally. If you are a new center applying for licensing, please answer no to this question

A sampling kit with sampling process instructions will be created based on your responses to this enrollment survey. Do you agree that these taps are appropriately listed, that you only included taps used for consumption (e.g., drinking and cooking)? Do you agree that you will properly follow the sample collection and shipment process with only trained personnel? *

- Yes
- No

Note that it is required to follow this sampling process by the State of North Carolina for results to be valid and to maintain child care center licensure.

Submit Enrollment Survey

Save and Sign out

* indicates a required field